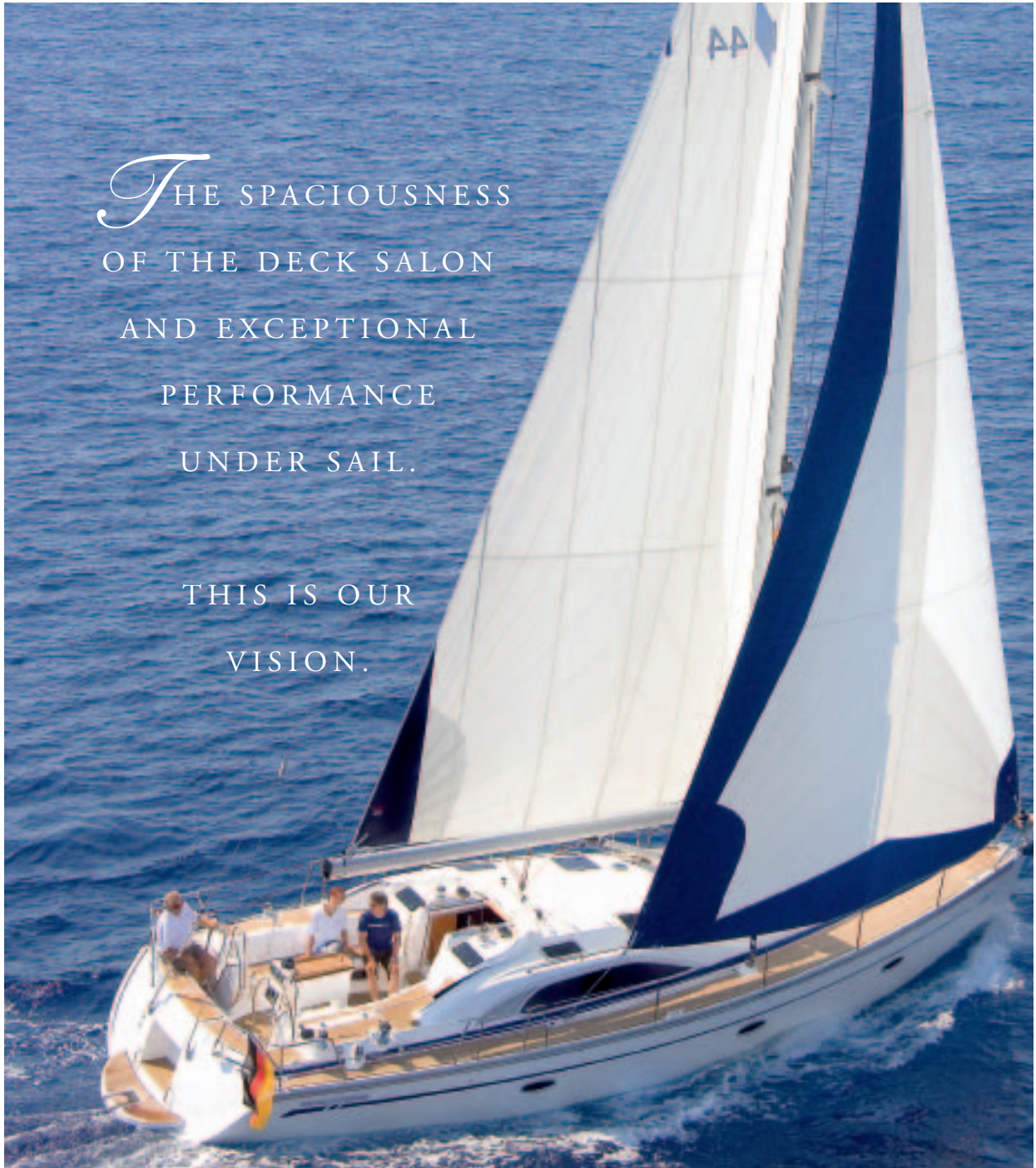


BAVARIA 44 VISION

*T*HE SPACIOUSNESS
OF THE DECK SALON
AND EXCEPTIONAL
PERFORMANCE
UNDER SAIL.

THIS IS OUR
VISION.



BAVARIA YACHTS
German-engineered, sailor-inspired.

BAVARIA 44 VISION

The Bavaria 44vision embodies all the features that make Bavaria the fastest growing sailboat manufacturer in the world. Design, construction, technology and performance are all evident throughout the entire Vision series. Increased interior volume, more ambient light, stylish good looks, kevlar and grid construction and an improved sail plan all add up to make the 44vision a yacht that will distinguish itself among its peers.

A well laid out cockpit makes lounging at anchor a welcome respite after an invigorating day's sail. Quality hardware make sail handling a breeze even with the increased sail area, while the full bodied hull form and sleek underwater design make for comfortable passage even in the worst of weather.



- Large owner's stateroom with abundant natural light, opening hatches with roller blinds, semi-island berth and private head



- Two large heads with easy-care surfaces, rich mahogany accents and enclosed shower in aft head




- Spacious L-shaped galley, enclosed locker storage, front opening refrigerator, and propane stove with oven



- Rich, new lighter colored mahogany interior finish featuring wide solid wood cabin doors, enclosed locker storage large dinette area and relaxing cocktail area



- Double spreader Selden mast, choice of conventional, furling or fully battened mainsail, adjustable pneumatic boom vang and top quality deck hardware



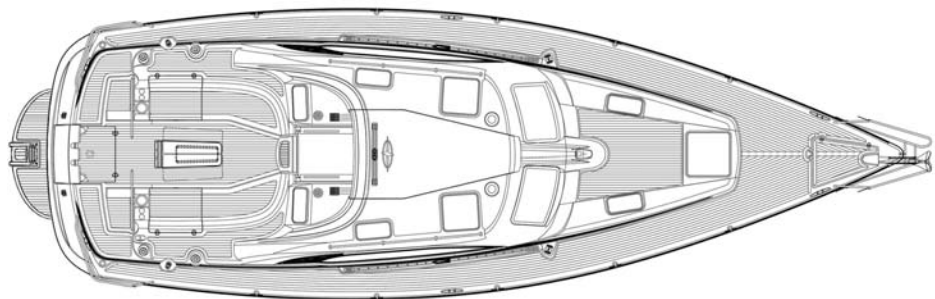
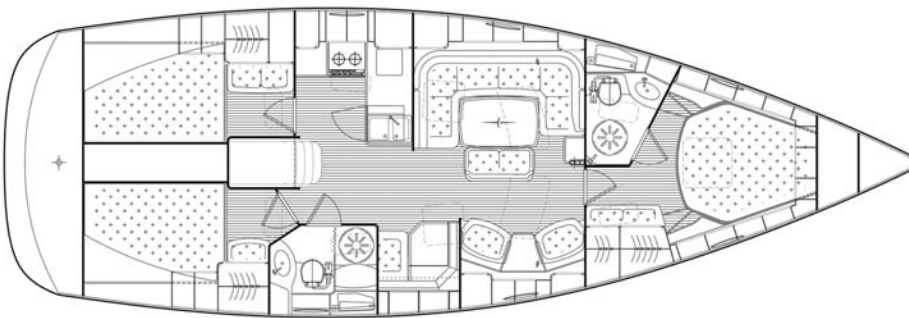
- Open interior layout with six fixed hull ports and two deck skylights, nine opening hatches with roller shades, and two opening ports for bright airy interior feel



BAVARIA YACHTS
German-engineered, sailor-inspired.

BAVARIA 44 VISION

Length overall	45'
Length hull	42'8"
Length of waterline	37'11"
Beam	14'5"
Draft standard	5'9"
Draft (deep lead option)	6'11"
Displacement	22,880 lbs.
Ballast	8,360 lbs.
Sail area	1,220 sq. ft. (appx.)
Water tank	120 gal. (appx.)
Fuel tank	55 gal. (appx.)
Engine	Volvo D2-75, 75 hp



www.bavariayachts.com 1-410-990-0007



BAVARIA 44 VISION

44vision STANDARD FITTINGS AND EQUIPMENT

Hull & Deck

Hand-laid fiberglass, solid below the waterline
Kevlar reinforced bow sections
Side deck and coach roof with non-skid
Teak cockpit seats and sole
Stainless steel bow pulpit
Stainless steel double pushpit
Double lifelines
Rail opening port and starboard
Stainless steel bow fitting with removable anchor rollers and chafe guard
Four aluminum mooring cleats
Two aluminum spring line cleats
Two self-tailing halyard winches, two speed
Two self-tailing genoa winches, two speed
Two self-tailing spinnaker winches, two speed
Electric windlass
Two winch handles
Sheets and halyards led to the cockpit
Line clutches
Line storage by companionway
Self-draining anchor locker
Two large seat lockers
Self-draining gas cylinder locker
Cockpit shower (hot and cold)
Stainless steel boarding ladder - telescoping
Stainless steel deck vents, solar-powered
Electric bilge pump
Manual bilge pump
Cockpit table with storage
Teak decks optional

Sails & Rigging

Double spreader Selden mast
Headsail designed for furling system
Choice of conventional, furling or fully battened main-sail
Adjustable backstay
Furlex furling system for headsail
Selden adjustable pneumatic boom vang

Ballast

Modern profile lead keel

Rudder

Twin steering pedestals
Streamlined balanced rudder
Rudder stock with self-adjusting bearings
Emergency tiller
Two steering wheels with leather covers

Electrical System

12 V panel with circuit breakers and outlet
110 V shore supply
110 V outlets
Voltmeter
Navigation lights
Deck lights

Batteries: 1 x 55 Ah engine
2 x 140 Ah house
45 Ah battery charger

Interior

Varnished light mahogany interior
Three or four cabins with double berths or bunk beds
Drawers under forward berth
Salon with comfortable settee and large mahogany table
Seating area featuring two seats and cocktail table to starboard
Sideboards with stowage space and lockers
Chart table with large compartment for nautical charts and navigation instruments
Chart table seat with stowage
Bookshelf
Gimballed two burner propane stove with oven
Icebox with 12 V refrigeration unit
Front opening refrigerator - 12 V
Double stainless steel sink
Stowage with drawers and drop doors
Galley stowage
Waste container with lid
Two heads with easy-care surfaces
Shower with sump pump in each head
Two manual toilets
Holding tank with deck pump-out and overboard discharge
Two non-opening deck skylights
Two large, non-opening panoramic windows in main salon
Nine opening hatches with roller blinds
Six non-opening hull ports
Two opening deck ports

Fresh Water Supply

Water tank (appx. 120 gal.)
Water level indicator
Electric pressure water pump with pump filter
Pressure hot water system

Instruments

Raymarine ST 60 Tridata, (log, speedometer and depth)
Raymarine ST 60 Wind
Pedestal mounted compass

Engine

Volvo-Penta D2-75, 75 hp with sail drive
Single-lever engine control
Fresh water cooling
Operating hours meter
Tachometer
Fuel tank (appx. 55 gal.)
Fuel level indicator
Fuel filter
Sea water filter

Due to continued efforts to upgrade product, equipment, specifications and prices are subject to change without notice at any time.